



Phantom 3 Advanced Preferences



24 April 2016

Gman Terry

Table of Contents

Cover Page	1
Aircraft Status	2
MC Settings	
Remote Controller Signal Lost	3
Smart Return Home	3
Enable Vision Positioning Syatem	3
Turn on arm's LED light	3
MC Settings continued	4
EXP	4
Sensitivity	4
Gain Settings	4
RC Controller Settings	
Gimbal Wheel Speed	5
Remote Controller Calibration	5
Stick Mode	5
Button Customization	5
Image Transmission Settings	
Custom Settings	
Aircraft Battery	
Critical Battery Warning	7
Low Battery Warning	7
Aircraft Battery Advanced Settings	
Show Voltage on Main Screen	7
Time to Discharge	7
History	

Table of Contents

Gimbal	
Gimbal Mode	8
Advanced Settings	8
Gimbal Tilt	8
Enable Upwards Gimbal Tilt Limit to 30 Degrees	8
Gimbal Tilt SmoothTrack	8
Enable Synchronized Gimbal Pan Follow	8
General Settings	
Units of Measurement	9
YouTube Live Streaming	9
Enable Hardware Decoding	9
Show Flight Route	9
Calibrate Map Coordinates (For Mainland China)	9
Cache Map in the Background	9
Video Cache	9
Auto Cleanup Video Cache (Larger than 2 GB)	9
About	9
Camera Settings 1	
Photo	10
Camera Settings 2	
Image Size	11
Camera Settings 3	
Image Format	12
Camera Settings 4	
White Balance	13
Camera Settings 5	
Style	14
Camera Settings 6	
Color	15
Video Settings 1	
Video Size	16
Video Settings 2	
Video Format	17

Table of Contents

Video Settings 3	
NTSC/PAL	18
Video Settings 4	
White Balance	19
Video Settings 4	
Style	20
Video Settings 5	
Color	21
Camera Preferences 1	
Histogram	22
Video Caption	22
Over Exposure Warning	22
Grid	22
Camera Preferences 2	
Anti Flicker	23
File Index Mode	23
Index	24



Phantom 3 Advanced Preferences



● Aircraft connected

Camera

[Learn more](#)

Aircraft Status

Overall Status

Firmware requires upgrade

IMU

Normal

Compass

Calibrate

Normal

Gimbal Status

Normal

Radio Channel Quality

Good

Flight Mode

P-GPS

RC Mode

Mode

Aircraft Battery

94%

Aircraft Battery Temperature

28.0°C

RC Battery

79%

Remaining Capacity

Format

24588 MB



Advanced Settings



Gain & Expo Tuning

EXP (Next Page)



Sensitivity (Next Page)



Gain (Next Page)



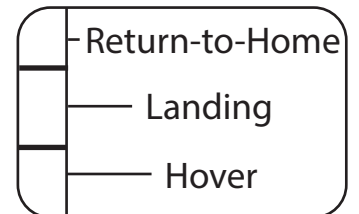
Sensors

Sensors (No settings)



Other

Remote Controller Signal Lost



Smart Return Home

☐

Enable

☐

Disable

Enable Vision Positioning System

☐

Enable

☐

Disable

Turn on arm's LED light

☐

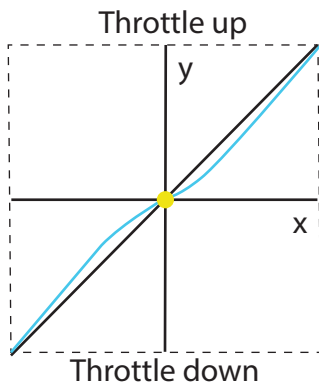
On

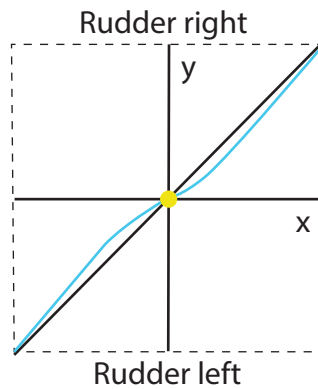
☐

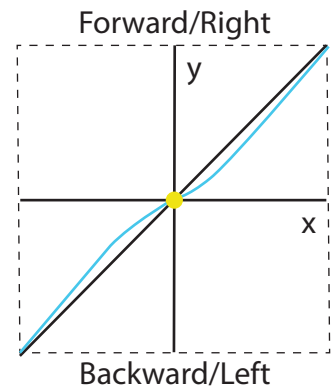
Off



HD

**EXP**





The x-axis shows the physical output of the manipulated stick. The y-axis shows the logic output of the manipulated stick, which will be used to control the aircraft's motors. The range extends from 0.2 to 0.8.

Sensitivity

Attitude (20-100)

Brake (70-130)

Yaw Endpoint (100-150)

Gain Settings

Basic Gain

Pitch (80%-120%)

Roll (80%-120%)

Yaw (80%-120%)

Vertical (80%-120%)

RC Controller Settings



Gimbal Wheel Speed

(0~100)

Remote Controller Calibration

Stick Mode

☐

Mode 1

☐

Mode 2

☐

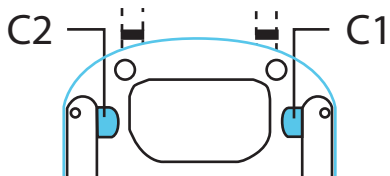
Mode 3

☐

Custom

Default control stick mode is Mode 2. Changing this will alter the way the aircraft is controlled. Do not change modes unless you are familiar with other settings

Button Customization



C1 C2

<input type="checkbox"/>	<input type="checkbox"/>	Advanced camera settings
<input type="checkbox"/>	<input type="checkbox"/>	Camera forward/down
<input type="checkbox"/>	<input type="checkbox"/>	Gimbal follow/FPV mode
<input type="checkbox"/>	<input type="checkbox"/>	Toggle map/live view
<input type="checkbox"/>	<input type="checkbox"/>	Battery info
<input type="checkbox"/>	<input type="checkbox"/>	Not defied

You can customize the C1 and C2 buttons on the back of the RC.

Linking RC

Image Transmission Settings



Channel Mode

☐

Auto

☐

Custom

Noise (dBm)

-60
-70
-80
-90
-100

Channel 13-20 ISM

13

14

15

16

17

18

19

20



Current Channel



Stable



Unstable

Custom

Select Channel

Custom

Transmission Quality





HD



Aircraft Battery

**Voltage****Temperature****16.4v****27.0 c****Remaining Power****3568** mAh**Total Capacity****4405** mAh**Battery Life****100%****Times Charged****22****Critical Battery Warning****Low Battery Warning****Flight Time****Advanced Settings**

Aircraft Battery Advanced Settings

Show Voltage On Main Screen☐**Enable**☐**Disable****Time to Discharge** Days**History**



Gimbal Mode

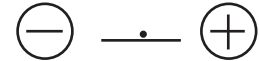
	Follow
	FPV



Advanced Settings



Adjust Gimbal Roll



Gimbal Auto Calibration



Advanced Settings



Gimbal Tilt EXP (0 - 100)

Configuration			
	1	2	3
	<input type="text"/>	<input type="text"/>	<input type="text"/>
Enable	<input type="checkbox"/>	<input type="checkbox"/>	<input type="checkbox"/>
Disable	<input type="checkbox"/>	<input type="checkbox"/>	<input type="checkbox"/>
	<input type="text"/>	<input type="text"/>	<input type="text"/>
Enable	<input type="checkbox"/>	<input type="checkbox"/>	<input type="checkbox"/>
Disable	<input type="checkbox"/>	<input type="checkbox"/>	<input type="checkbox"/>

Enable Upwards Gimbal Tilt Limit to 30 Degrees

Gimbal tilt smoothTrack (0 - 30)

Enable Synchronized Gimbal Pan Follow

Reset Settings



General Settings

Units

Units of Measurement

☐

Imperial

☐

Metric

Camera

YouTube Live Streaming

☐

Enable

☐

Disable

Enable Hardware Decoding

☐

Enable

☐

Disable

Map

Show Flight Route

☐

Enable

☐

Disable

Calibrate Map Coordinates (For China Mainland)

☐

Enable

Cache Map in the Background

☐

Enable

☐

Disable

Clear Flight Route

Video Cache

Video Cache

☐

Recording

☐

Disable

Auto Cleanup Video Cache (Larger than 2 GB)

☐

Enable

☐

Disable

Clear Video Cache

DJI GO caches recorded videos on your device. This cache can be deleted or modified in the “Library” and will be automatically deleted when disk space is low.

Other

About

Version

App

Version

Aircraft

Version

RC

Version

Flight Controller Serial Number

03Z02907XX



Safe to Fly (GPS)

P-GPS



37%

3.91



ISO 800 1/8 F 2.8 EV -0.7 | 1,065 RAW D-Log

AE

Camera Settings 1



Menu

Photo



Image Size

4.3

Image Format

JPG

White Balance


AWB

Style

None

Color

None



Only One



Photo




Single Shot



HDR Shot



Multiple



3

5

7



AEB



3

5



Timed Shot



5s

7s

10s

20s

30s

10

Camera Settings 2

Photo

Image Size

Image Format

White Balance

Style

Color

>

4.3 >

JPG >

AWB >

None >

None >

Menu

Only One



Image Size

4:3

4:3

16:9

16:9

Camera Settings 3

Photo

Image Size

Image Format

White Balance

Style

Color

>

4.3 >

JPG >

AWB >

None >

None >

Only One



< Image Format

- RAW RAW
- JPEG JPEG
- J+R JPEG+RAW

Camera Settings 4

Photo

Image Size

Image Format

White Balance

Style

Color

>

4.3 >

JPG >

AWB >

None >

None >

Menu

Only One



White Balance



Auto



Sunny



Cloudy




Incandescent



Fluorescent



Custom



Camera Settings 5

Menu

Photo

Image Size

Image Format

White Balance

Style

Color

>

4.3 >

JPG >

AWB >

None >

None >

<

Style

Only One

☐
☐
☐
☐

Standard

Landscape

Soft

Custom

Video Settings 1

Menu

Video Size

1080P 60

Video Format

MOV

NTSC/PAL

NTSC

White Balance

AWB

Style

None

Color

None

Only One



Video Size

2.7K

2704x1520

☐ 24fps

☐ 30fps

1080P

1920x1080

☐ 24fps

☐ 30fps

☐ 48fps

☐ 60fps

720P

1280x720

☐ 24fps

☐ 30fps

☐ 48fps

☐ 60fps

Video Settings 2

Menu

Video Size

1080P 60

Video Format

MOV

NTSC/PAL

NTSC

White Balance

AWB

Style

None

Color

None



Video Format

Only One



MOV



MP4

Video Settings 3

Menu

Video Size

1080P 60 >

Video Format

MOV >

NTSC/PAL

NTSC >

White Balance

AWB >

Style

None >

Color

None >



NTSC/PAL

Only One



PAL



NTSC

Video Settings 5

Menu

Video Size

1080P 60

>

Video Format

MOV

>

NTSC/PAL

NTSC

>

White Balance

AWB

>

Style

None

>

Color

None

>



Style

Only One



Standard



Landscape



Soft



Custom



Video Settings 6

Menu

Video Size

1080P 60 >

Video Format

MOV >

NTSC/PAL

NTSC >

White Balance

AWB >

Style

None >

Color

None >

Only One



Color

☐

D-Log

☐

D-Cineline

☐

None

☐

Art

☐

B&W

☐

Vivid

☐

Beach

☐

Dream

☐

Classic

☐

Nostalgia

Camera Preferences 1



Histogram

☐ Enable

☐ Disable

Video Caption

☐ Enable

☐ Disable

Over Exposure Warning

☐ Enable

☐ Disable

Grid



Anti-Flicker



File Index Mode



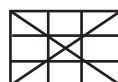
Grid

NONE

None



Grid Lines



Grid + Diagonals



Center Point

Camera Preferences 2



Histogram

Video Caption

Over Exposure Warning

Grid



Anti-Flicker



File Index Mode



Reset



Anti-Flicker

☐

AUTO

☐

50Hz

☐

60Hz

Index

About	9
Advanced Settings	8
Aircraft Battery	7
Aircraft Battery Advanced Settings	7
Aircraft Status	2
Auto Cleanup Video Cache (Larger than 2 GB)	9
Button Customization	5
Cache Map in the Background	9
Calibrate Map Coordinates (For Mainland China)	9
Camera Preferences Anti Flicker	23
Camera Preferences File Index Mode	23
Camera Preferences Grid	22
Camera Preferences Histogram	23
Camera Preferences Over Exposure Warning	23
Camera Preferences Video Caption	23
Critical Battery Warning	7
Enable Hardware Decoding	9
Enable Synchronized Gimbal Pan Follow	8
Enable Upwards Gimbal Tilt Limit to 30 Degrees	8
Enable Vision Positioning System	3
EXP Exponential	4
Gain Settings	4
General Settings	9
Gimbal	8
Gimbal Mode	8
Gimbal Tilt	8
Gimbal Tilt SmoothTrack	8
Gimbal Wheel Speed	8
History	7

Index

Image Transmission Settings	6
Low Battery Warning	7
MC Settings	3
Photo	10
Photo Color	15
Photo Image Format	12
Photo Image Size	11
Photo Style	14
Photo White Balance	13
RC Controller Settings	5
Remote Controller Calibration	5
Remote Controller Signal Lost	3
Sensitivity	4
Show Flight Route	9
Show Voltage on Main Screen	7
Smart Return Home	3
Stick Mode	5
Time to Discharge Battery	7
Turn on arm's LED light	3
Units of Measurement	9
Video Cache	9
Video Color	21
Video Format	17
Video NTSC/PAL	18
Video Size	16
Video Style	20
Video White Balance	19
YouTube Live Streaming	9